

Notes on *Podabrus* (Coleoptera, Cantharidae) from the Zaou Mountains, Miyagi Prefecture, Japan

Masataka SATÔ

Biological Laboratory, Nagoya Women's University,
Nagoya, 468 Japan

Abstract Taxonomic accounts are given of 3 species of *Podabrus* from the Zaou Mountains, northeastern Honshu, Japan. Two of them are described as new species under the names *P. tokui* and *P. tomokoae*.

Cantharid species belonging to the genus *Podabrus* are very difficult to classify because of their close similarity in external morphology. To make the matter worse, two or three closely resembling species appear not only in the same habitat but also in the same season at a locality. Some of them seem widely distributed, but there are others that are locally isolated. For this reason, their classification is much confused in our present knowledge.

On the Zaou Mountains in Miyagi Prefecture, northeastern Honshu, three species of the genus have hitherto been collected. This small paper is devoted to the analysis of their taxonomic status, and is dedicated to the late Mr. Toku WATANABE, who greatly contributed to clarification of the local insect fauna and also extended kind support to us in various ways.

I am very grateful to Dr. Shun-Ichi UENO for his kindness in reading the original manuscript of this paper.

Podabrus tokugoanus NAKANE et MAKINO, 1989

(Figs. 1-2, 7-8, 13-14)

Podabrus tokugoanus NAKANE et MAKINO, 1989, Rev. Miyazaki Sangyo-Keiei Univ., 1(2): 9.

This species was recently described by NAKANE and MAKINO (1989) based on the specimens taken at the Tokugô-tôge, Nagano Prefecture, and its vicinities. It was also recorded in the same paper from Oku-Nikkô, Tochigi Prefecture, and Oze, Fukushima Prefecture, based on female specimens. Its northernmost locality is marked at the Zaou Mountains, as will be recorded below. The species seems widely distributed over a rather high mountainous area from the central to the northeastern parts of Honshu.

The male genitalia are illustrated herein based on a Zaou specimen, since the text-figure inserted in its original description is not very accurate.

Specimens examined. 50 exs., Zaou Mts., Miyagi Pref., 27-VII-1979, M. SATÔ

leg.; 1 ex., Hyoutan-numa, Zaou Mts., Miyagi Pref., 30-VI-1979, T. WATANABE leg.; 15 exs., same locality, 26~28-VII-1979, T. WATANABE leg.

Podabrus tokui M. SATÔ, sp. nov.

(Figs. 5-6, 9-10, 15-16)

Male. Body largely yellow, but antennae and tarsi are partly infusate. Head behind eyes brownish black, though the dark colour is interrupted at the middle. A pair of longitudinal maculae on pronotum, scutellum, base of prosternum, metasternum, metepisterna and abdomen brownish black, though the lateral and posterior margins, and the 7th and 8th abdominal segments are yellowish.

Head scattered with fine punctures in front, and somewhat closely punctate behind eyes, but rugosely so on neck. Pronotum slightly broader than long, almost impunctate, but sparsely and shallowly punctate in the areas of markings; anterior angles rounded; posterior angles slightly prominent. Elytra somewhat closely punctate, the punctures fine in basal area and becoming more rugose posteriorly. Front and middle claws cleft, hind one dilated at the base.

Male genitalia elongate in outline; ventral lobe broad and provided with many pubescence; dorsal plate strongly notched, with some pubescence at the tip and with straight projection.

Length: 7.2-8.1 mm; breadth: 1.6-1.8 mm.

Female. Similar to the male, but the genae, prosternum, and the 7th abdominal sternite are brownish black. All claws dilated at the base.

Length: 7.5-8.6 mm; breadth: 1.7-2.1 mm.

Holotype: ♂, Zaou Mts., Miyagi Pref., 27-VII-1979, M. SATÔ leg. Allotype: ♀, same data as for the holotype. Paratypes: 30 exs., same data as for the holotype; 13 exs., Hyoutan-numa, Zaou Mts., Miyagi Pref., 30-VI and 1-VII-1979, T. WATANABE leg.

This new species is distinguished from *Podabrus temporalis* HAROLD, 1878, by the different shape of pronotum, the characteristic structure of male genitalia and the fine punctation of head and pronotum.


This species is named in honour of the late Mr. Toku WATANABE, who was well known for his contribution to the faunal study in Miyagi Prefecture.

Podabrus tomokoae M. SATÔ, sp. nov.

(Figs. 3-4, 11-12, 17-18)

Male. Body largely pale yellow, but the antennae and elytra are partly infusate. Head behind eyes widely, pronotal large central macula, scutellum, metasternum, metepisterna and abdomen brownish black, though the lateral and posterior margins, and the 7th and 8th abdominal segments are yellowish.

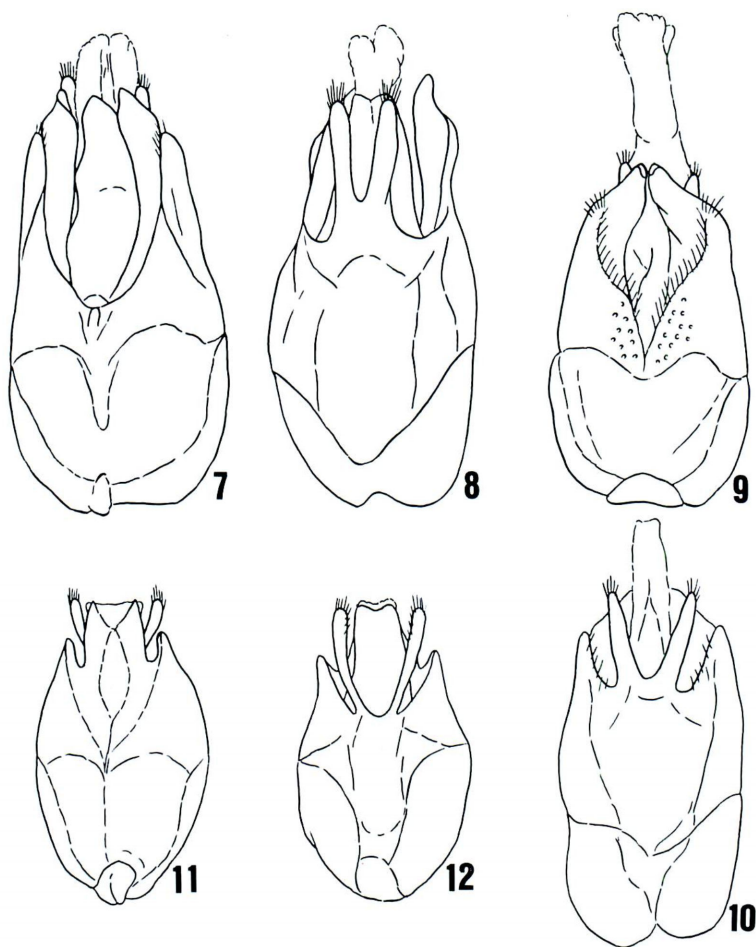
Head impunctate in front, sparsely punctate behind eyes, and closely and rugosely



Figs. 1-6. Habitus. — 1-2, *Podabrus tokugoanus* NAKANE et MAKINO; 3-4, *P. tomokoae* M. SATÔ, sp. nov.; 5-6, *P. tokui* M. SATÔ, sp. nov.; 1, 3, 5, male; 2, 4, 6, female.

so on neck; integument rather smooth. Pronotum slightly longer than width, almost impunctate, though punctate in the lateral areas of blackish markings, the punctures being sparse, somewhat large and shallow; anterior angles more or less truncate, posterior angles slightly prominent. Elytra somewhat closely punctate and becoming more rugosely so posteriad, the punctures fine in basal area. Claws of front and middle legs cleft, hind one dilated at the base.

Male genitalia oval in outline; ventral lobe simple; median lobe rather broad;



Figs. 7-12. Male genitalia. — 7-8, *Podabrus tokugoanus* NAKANE et MAKINO; 9-10, *P. tokui* M. SATŌ, sp. nov.; 11-12, *P. tomokoae* M. SATŌ, sp. nov.; 7, 9, 11, ventral aspect; 8, 10, 12, dorsal aspect.

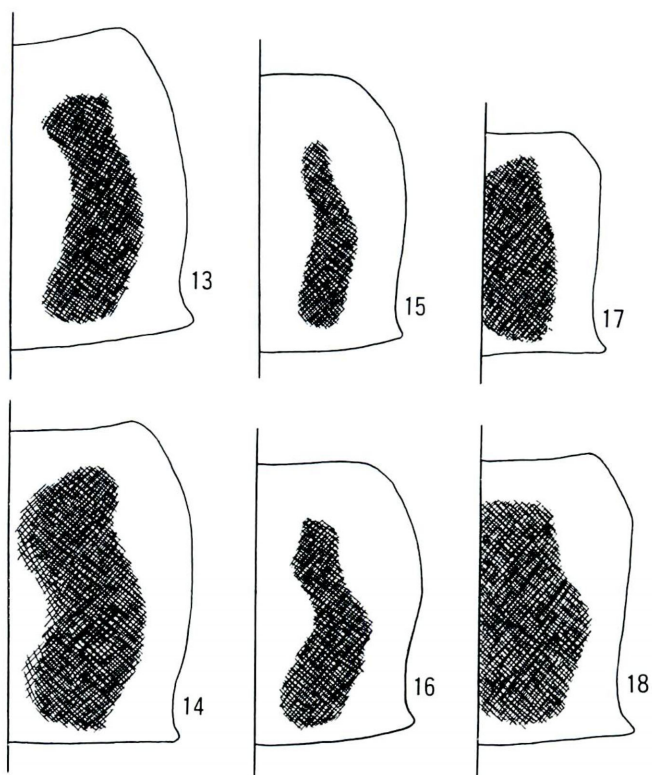
dorsal plate strongly notched, with some pubescence at the tip, and projections inwardly curved.

Length: 7.5-7.7 mm; breadth: 1.5-1.6 mm.

Female. Similar to the male, but the body is yellow with brownish tinge; gena, prosternum, and the 7th abdominal sternite brownish black. Pronotum slightly broader than long. All claws dilated at the base.

Length: 8.7-9.8 mm; breadth: 2.0-2.3 mm.

Holotype: ♂, Hyoutan-numa, Zaou Mts., Miyagi Pref., 30-VI-1979, T. WATANABE leg. Allotype: ♀, same data as for the holotype. Paratypes: 1 ♂, same data as for the holotype; 2 ♀♀, same locality and collector as for the holotype, 1-VII-1979.



Figs. 13–18. Right half of pronotum. — 13–14, *Podabrus tokugoanus* NAKANE et MAKINO; 15–16, *P. tokui* M. SATÔ, sp. nov.; 17–18, *P. tomokoae* M. SATÔ, sp. nov.; 13, 15, 17, male; 14, 16, 18, female.

The present new species is closely allied to the preceding one, but differs from it in the different shape of pronotum and male genitalia.

The specific name is given after Mrs. Tomoko WATANABE, Toku's wife, who always supported her husband's work both in the field and in the laboratory.

The type specimens will be distributed to the following collections, except for the holotypes and allotypes which are preserved in the Biological Laboratory, Nagoya Women's University.

Natn. Sci. Mus. (Nat. Hist.), Tokyo; Ent. Lab., Ehime Univ.; Brit. Mus. (Nat. Hist.); Biol. Lab., Nagoya Wom. Univ.; Lab. of the late Mr. T. WATANABE and Dr. W. WITTMER.

要 約

佐藤正孝：宮城県蔵王山のクビボソジョウカイ属に関する覚え書き。—— 東北地方の宮城県蔵王山

から、クビボソジョウカイ属に含まれる3種を報告した。これらは、主として故渡辺 徳氏の採集された標本に基づいたもので、そのうちの1種に故人の遺徳を偲んで献名した。クビボソジョウカイ属に含まれる種は、たがいによく似ているうえに、2~3種が同一地域でも同じ季節に出現し、広域分布種と地域的に分化した種とが混じっているため、分類が非常にむずかしく、現状にはまだかなりの混乱がある。

References

- HAROLD, E. v., 1878. Beiträge zur Käferfauna von Japan (Viertes Stück). Japanische Käfer des Berliner Königl. Museums. *Dts. ent. Z.*, **22**: 65-88.
- KIESENWETTER, H. v., 1874. Die Malacodermata Japans nach dem Ergebnisse der Sammlungen der Herrn G. LEWIS während der Jahre 1869-1871. *Berl. ent. Z.*, **18**: 241-288.
- LEWIS, G., 1895. On the Dascillidae and malacoderm Coleoptera of Japan. *Anns. Mag. nat. Hist.*, (6), **16**: 98-122.
- NAKANE, T., & T. MAKINO, 1989. A revision of the genus *Podabrus* WESTWOOD in Japan (II). *Rev. Miyazaki Sangyo-Keiei Univ.*, 1 (2): 1-18.

Elytra, Tokyo, 17 (2): 186, November 15, 1989

New Record of *Acicnemis dorsonigrita* (Coleoptera, Curculionidae) from the Island of Okinawa

Hiroyuki HAYAKAWA

Bioindicator Co., Ltd., 17-4, Toyama 1-chome,
Shinjuku-ku, Tokyo, 162 Japan

Acicnemis dorsonigrita Voss is one of the common weevils known to occur in the mainland of Japan (Hokkaido, Honshu, Shikoku and Kyushu) and the northern Izu Islands, and is also recorded from Continental China. Recently, I had an opportunity to examine a female specimen of this species collected from the northern part of Okinawa Island. This is the first record of the species from the Ryukyu Islands.

I wish to thank Mr. Minoru SAWAI for his kind supply of this specimen.

Acicnemis dorsonigrita Voss

Acicnemis dorsonigrita Voss, 1941, Mitt. münchn. ent. Ges., **31**, p. 889.

Specimen examined. 1 ♀, Haneji, Nago-shi, Okinawa Is., SW Japan, 22-III-1987, M. SAWAI leg. (H. HAYAKAWA collection).